



Manufactured By  
**TULSI PRODUCTS**

Bangalore - 560 091.

✉ [infodrail.bangalore@gmail.com](mailto:infodrail.bangalore@gmail.com)

✉ [info@drail.co.in](mailto:info@drail.co.in)

🌐 [www.drail.co.in](http://www.drail.co.in)



FOLLOW US



Strokeline Designs ADDITION -2

The **hunt** for  
**luxurious** railing  
systems ends here  
@ **DRail**





# ABOUT US

**D Rail** - a brand known for providing auxiliary safety and value to the structure in the world railing system, was established in 2014, as a manufacturing unit with the name **"TULSI PRODUCTS"** at Bangalore, Karnataka, India.

How will you read **D Rail** railing system into your next project? With its distinctive aluminum profiles, structural glass railing and versatile handrail system. **D Rail** give you plenty of options. D Rail is manufacturing indoor and outdoor railing system.

Morphing the mundane into something beautiful has been our passion.

Over the years **D Rail** has maintained its reputation of quality, while expanding its product line to include a wide variety of commercial applications. We primarily rely on organic growth and are consistently developing our products to better serve our valued customer base of owners, architects, and contractors. We are focused on providing beautiful products for outstanding architecture.

Our goal is to be the company of choice for our valued clients (owners, architects, designers, and contractors) by providing stunning, safe, and sustainable railings at an affordable price. Thus far, we have prided ourselves on leaving our clients not just satisfied but delighted with our products, consultation and service. We aim to continue on that same path to ensure the clients have an impeccable experience during the entire engagement with us.



Do not use chemicals  
for cleaning



Attractive finish



Anti rust material



Accurate size



Easy to install



Easy to clean



Sensible design



Various pattern



Focus on innovation



# INDEX

- Floor Mount ..... 01  
Continuous Systems
- Floor Mount ..... 09  
Bracket with Cover systems
- Floor Mount ..... 15  
Bracket systems
- Continuous Conceal ..... 25  
Systems
- Fascia Mount ..... 30  
Systems
- Handrails & Accessories ..... 33




Black Powder Coating



Silver PVDF



Wood Coating





**FLOOR  
MOUNT**  
CONTINUOUS SYSTEMS

**DRAIL™**  
Powering Safety with ELEGANCE





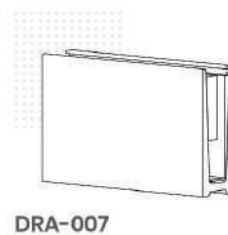
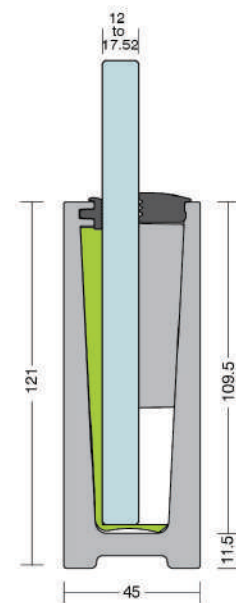
**DRA-007**

**FLOOR  
MOUNT**  
CONTINUOUS SYSTEMS

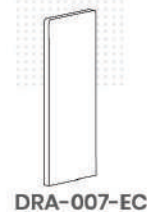


DRA – 007 Is an aluminium floor mounted continuous glass supporting system. This is the strongest base aluminium profile system. This system can be mounted on parapet and floor. This profile system is available in 16' rft (4.8 mtr). This profile system is available in silver pvdf, wood and black powder coating.

This system can be used with 12mm to 17.52mm thickness glasses up to the height of 1200mm.



**DRA-007**




**DRA-007-EC**



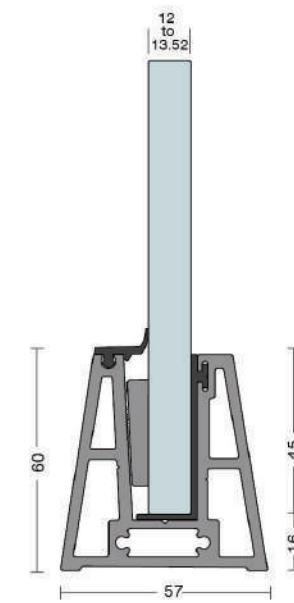
**DRA-009**

**FLOOR  
MOUNT**  
CONTINUOUS SYSTEMS



DRA – 009 Is an aluminium floor mounted continuous glass supporting system. This system can be mounted on parapet and floor. This profile system is available in 16' rft (4.8 mtr). This profile system is available in silver pvdf, wood and black powder coating.

This system can be used with 12mm or 13.52mm thickness glasses up to the height of 900mm.



**DRA-009**



**DRA-009-SEC**



**DRA-009-EC**



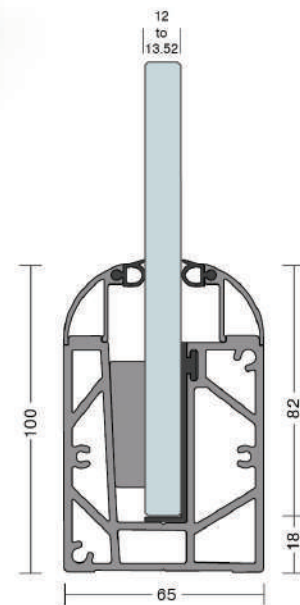


DRA-011

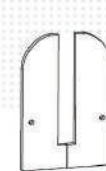
**FLOOR  
MOUNT**  
CONTINUOUS SYSTEMS

DRA - 011 is an aluminium floor mounted continuous glass supporting system. This system can be mounted on parapet and floor. This profile system is available in 16' rft (4.8 mtr). This profile system is available in silver pvdf, wood and black powder coating.

This system can be used with 12mm or 13.52mm thickness glasses up to the height of 1000mm.



DRA-011-SEC



DRA-011-EC

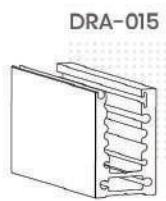
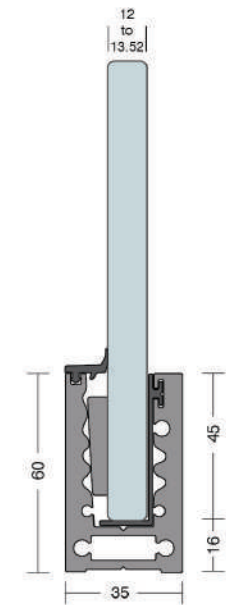


DRA-015

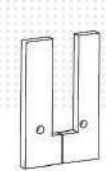
**FLOOR  
MOUNT**  
CONTINUOUS SYSTEMS

DRA - 015 is an aluminium floor mounted continuous glass supporting system. This system can be mounted on parapet and floor. This profile system is available in 16' rft (4.8 mtr). This profile system is available in silver pvdf, wood and black powder coating.


This system can be used with 12mm or 13.52mm thickness glasses up to the height of 900mm.



DRA-015-SEC



DRA-015-EC







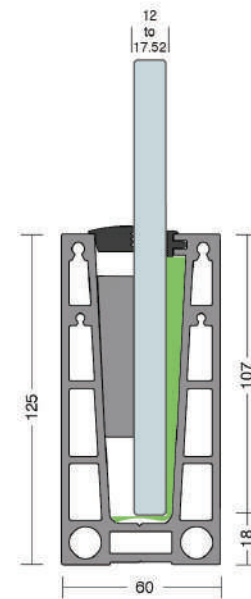
**DRA-018**

**FLOOR  
MOUNT**  
CONTINUOUS SYSTEMS

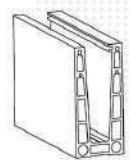


DRA - 018 Is an aluminium floor mounted continuous glass supporting system. This is the strongest base aluminium profile system. This system can be mounted on parapet and floor. This profile system is available in 16' rft (4.8 mtr). This profile system is available in silver pvdf, wood and black powder coating.

This system can be used with 12mm to 17.52mm thickness glasses up to the height of 1200mm.



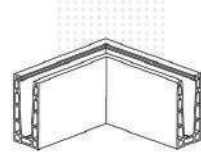
DRA-018



DRA-018-SEC



DRA-018-90°ELBOW



DRA-018-EC



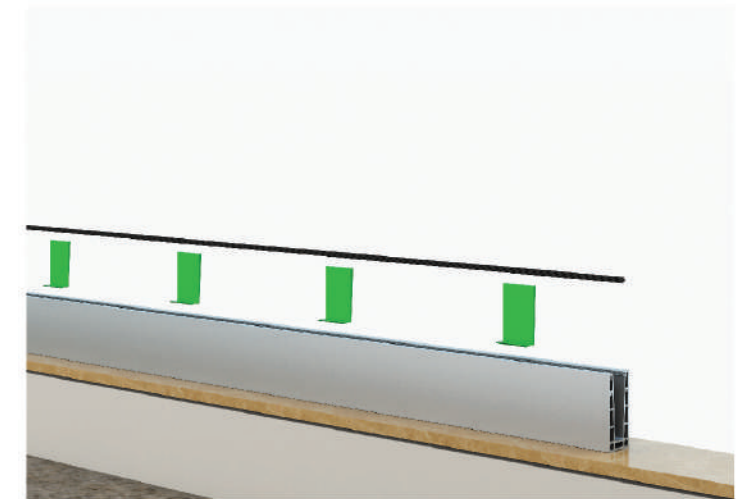
**STEP-1**

Fix the continuous profile with the mechanical fasteners.



**STEP-2**

Place the back-side glass abs packing, mount the back-epdm rubber or cover.



**STEP-3**

Mount the glass, tighten the glass with abs wedges and mount the front side epdm rubber or cover.



**STEP-4**


Fix the end cap and top handrail with the accessories.



PAGE 03 TO 07



**FLOOR  
MOUNT**  
BRACKET WITH  
COVER SYSTEMS








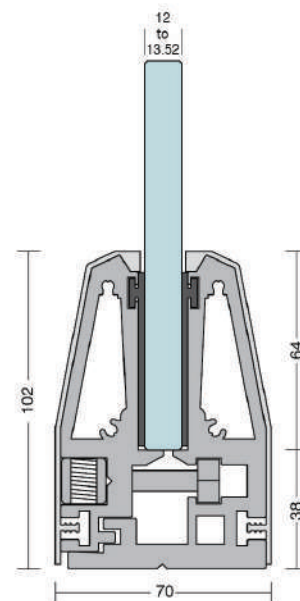
**DRA-002**

**FLOOR  
MOUNT**  
BRACKET WITH  
COVER SYSTEMS

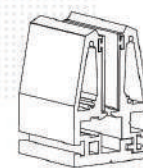


DRA – 002 Is an aluminium base glass supporting bracket with cover system. This system can be mounted on parapet and floor. Our bracket lengths are available in 70mm and 140mm at the glass joint. Our bracket top covers are available in 16' rft (4.8 mtr). Bracket top covers are available in silver pvdf, wood and black powder coating.

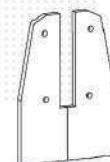
This system can be used with 12mm or 13.52mm thickness glasses up to the height of 900mm.



DRA-002



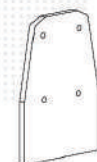
DRA-002-SEC



DRA-002-CV




DRA-002-EC



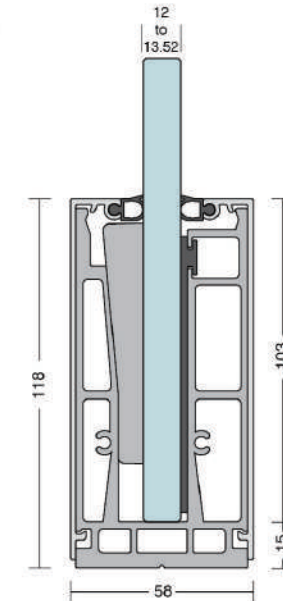
**DRA-004**

**FLOOR  
MOUNT**  
BRACKET WITH  
COVER SYSTEMS

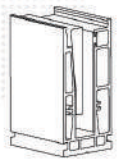


DRA – 004 is an aluminium base glass supporting bracket with cover system. This system can be mounted on parapet and floor. Our bracket lengths are available in 70mm and 140mm at the glass joint. Our bracket top covers are available in 16' rft (4.8 mtr). Bracket top covers are available in silver pvdf, wood and black powder coating.

This system can be used with 12mm or 13.52mm thickness glasses up to the height of 900mm.



DRA-004



DRA-004-SEC



DRA-004-CV



DRA-004-EC





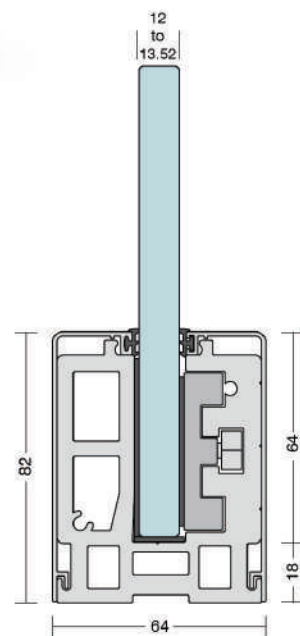


**DRA-006**

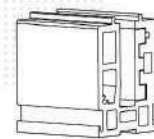
**FLOOR  
MOUNT**  
BRACKET WITH  
COVER SYSTEMS

DRA – 006 Is an aluminium base glass supporting bracket with cover system. This system can be mounted on parapet and floor. Our bracket lengths are available in 70mm and 140mm at the glass joint. Our bracket top covers are available in 16' rft (4.8 mtr). Bracket top covers are available in silver pvdf, wood and black powder coating.

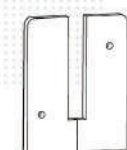
This system can be used with 12mm or 13.52mm thickness glasses up to the height of 900mm.



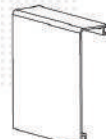
DRA-006



DRA-006-SEC



DRA-006-CV



DRA-006-EC




**FLOOR  
MOUNT**  
BRACKET WITH  
COVER SYSTEMS

## MOUNTING STEPS


### STEP-1

Fix the bracket with the mechanical fastener.



### STEP-2

Fix the back-side cover and place the accessories.



### STEP-3

Fix the glass, tighten with the wedges or bolt, mount the front cover.



### STEP-4

Fix the top handrail with the accessories.



PAGE 11 TO 13



**FLOOR  
MOUNT**  
BRACKET SYSTEMS








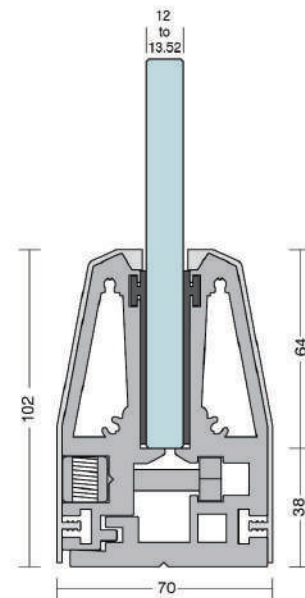
**DRA-001**

**FLOOR  
MOUNT  
BRACKET SYSTEMS**

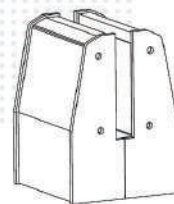


DRA – 001 Is an aluminium base glass supporting bracket system. This system can be mounted on parapet, floor or staircase. Our bracket length is available in 70mm. Bracket system is available in silver pvdf, wood and black powder coating.

This system can be used with 12mm or 13.52mm thickness glasses up to the height of 900mm.




**DRA-001**



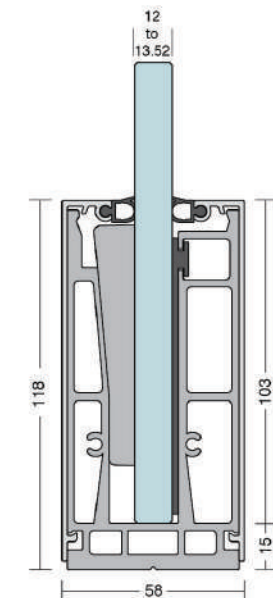
**DRA-003**

**FLOOR  
MOUNT  
BRACKET SYSTEMS**

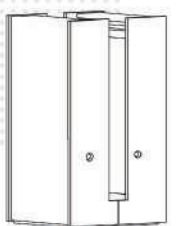


DRA – 003 Is an aluminium base glass supporting bracket system. This system can be mounted on parapet, floor or staircase. Our bracket length is available in 70mm. Bracket system is available in silver pvdf, wood and black powder coating.

This system can be used with 12mm or 13.52mm thickness glasses up to the height of 900mm.



**DRA-003**








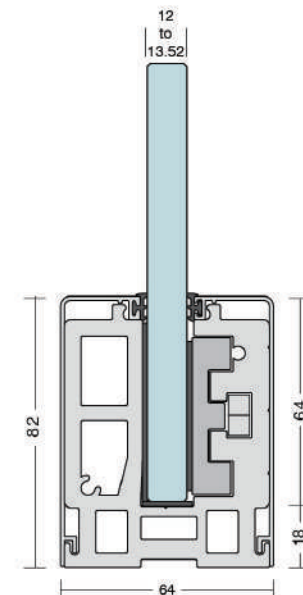
**DRA-005**

**FLOOR  
MOUNT  
BRACKET SYSTEMS**

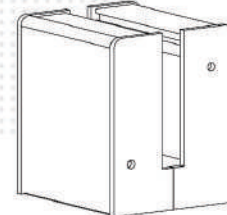


DRA – 005 is an aluminium base glass supporting bracket system. This system can be mounted on parapet, floor or staircase. Our bracket length is available in 70mm. Bracket system is available in silver pvdf, wood and black powder coating.

This system can be used with 12mm or 13.52mm thickness glasses up to the height of 900mm.




DRA-005



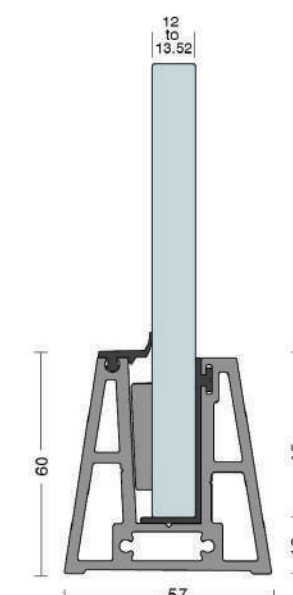
**DRA-008**

**FLOOR  
MOUNT  
BRACKET SYSTEMS**

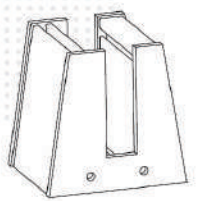


DRA – 008 is an aluminium base glass supporting bracket system. This system can be mounted on parapet, floor or staircase. Our bracket length is available in 70mm. Bracket system is available in silver pvdf, wood and black powder coating.

This system can be used with 12mm or 13.52mm thickness glasses up to the height of 900mm.



DRA-008








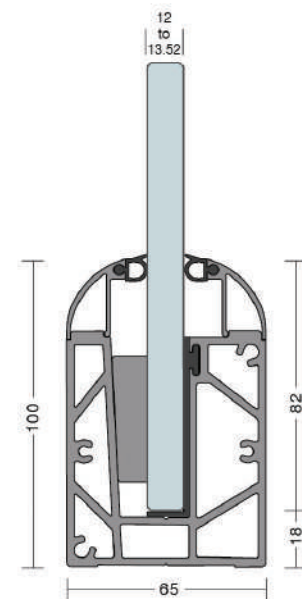
**DRA-010**

**FLOOR  
MOUNT**  
BRACKET SYSTEMS



DRA – 010 is an aluminium base glass supporting bracket system. This system can be mounted on parapet, floor or staircase. Our bracket length is available in 70mm. Bracket system is available in silver pvdf, wood and black powder coating.

This system can be used with 12mm or 13.52mm thickness glasses up to the height of 900mm.




**DRA-010**



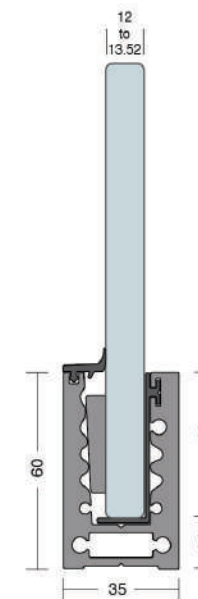
**DRA-014**

**FLOOR  
MOUNT**  
BRACKET SYSTEMS

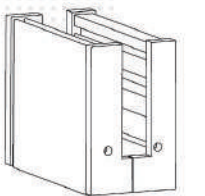


DRA – 014 is an aluminium base glass supporting bracket system. This system can be mounted on parapet, floor or staircase. Our bracket length is available in 70mm. Bracket system is available in silver pvdf, wood and black powder coating.

This system can be used with 12mm or 13.52mm thickness glasses up to the height of 800mm.



**DRA-014**







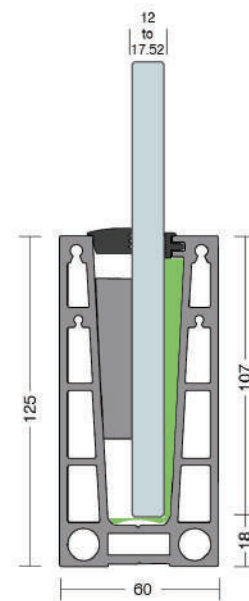
**DRA-017**

**FLOOR  
MOUNT**  
BRACKET SYSTEMS

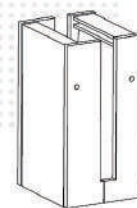


DRA – 017 Is an aluminium base glass supporting bracket system. This system can be mounted on parapet, floor or staircase. Our bracket length is available in 100mm. Bracket system is available in silver pvdf, wood and black powder coating.

This system can be used with 12mm to 17.52mm thickness glasses up to the height of 1000mm.



DRA-017




**FLOOR  
MOUNT**  
BRACKET SYSTEMS

## MOUNTING STEPS


### STEP-1

Fix the bracket with the mechanical fastner




### STEP-2

Fix the back-side cover or wedges, place the accessories.



### STEP-3

Fix the glass, tighten with wedges or bolt, mount the front cover or epdm rubber and mount the end cap.




### STEP-4

Fix the top handrail with the accessories.





**CONTINUOUS  
CONCEAL  
SYSTEMS**








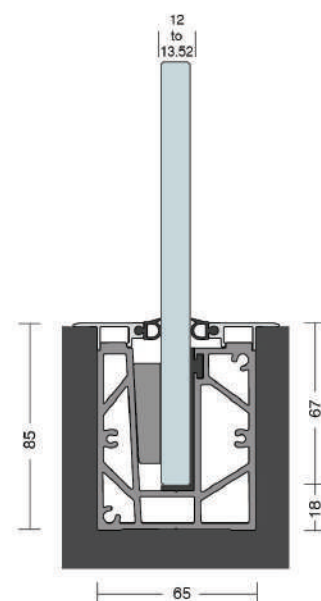
**DRA-013**

**CONTINUOUS  
CONCEAL  
SYSTEMS**

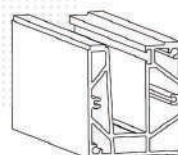


DRA - 013 Is an aluminium continuous conceal glass supporting system. This is the strongest aluminium profile system. This system can be used for conceal only. This profile system is available in 16' rft (4.8 mtr). This profile system top covers are available in silver pvd, wood and black powder coating.

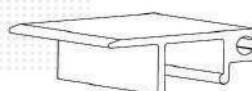
This system can be used with 12mm or 13.52mm thickness glasses up to the height of 1000mm.



**DRA-013**




**DRA-013-CV**



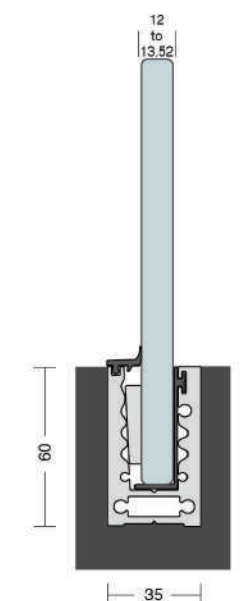
**DRA-016**

**CONTINUOUS  
CONCEAL  
SYSTEMS**

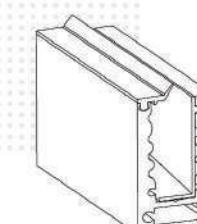


DRA - 016 Is an aluminium continuous conceal glass supporting system. This system can be used for conceal only. This profile system is available in 16' rft (4.8 mtr). This profile system is available in silver pvd, wood and black powder coating.

This system can be used with 12mm or 13.52mm thickness glasses up to the height of 1000mm.



**DRA-016**





CONTINUOUS  
**CONCEAL**  
SYSTEMS

**MOUNTING  
STEPS**

**STEP-1**

Fix the continuous profile with the mechanical fastener.




**STEP-2**

Place the back-side epdm rubber or mount the back top cover.




**STEP-3**

Mount the glass, tighten the glass with abs wedges and mount the front side top cover.



**STEP-4**

Fix the end cap and top handrail with the accessories.



**FASCIA  
MOUNT  
SYSTEMS**



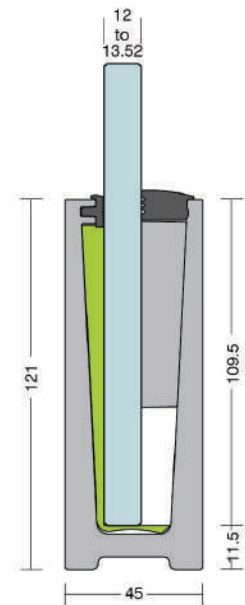


DRA-007-S

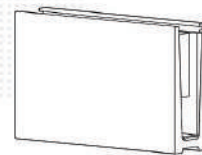
**FASCIA  
MOUNT  
SYSTEMS**

DRA - 007 - S is an aluminium fascia mounted continuous glass supporting system. This is the strongest aluminium profile system. This system can be used for fascia only. This profile system is available in 16' rft (4.8 mtr). This profile system is available in silver pvd, wood and black powder coating.

This system can be used with 12mm to 13.52mm thickness glasses up to the height of 1100mm.



DRA-007-S




DRA-007-EC




**STEP-1**

Fix the continuous profile with the mechanical fastener.



**STEP-2**

Place the back-side glass abs packing and mount the back-epdm rubber.




**STEP-3**

Mount the glass, tighten the glass with abs wedges and mount the front side epdm rubber.



**STEP-4**

Fix the end cap and top handrail with the accessories.

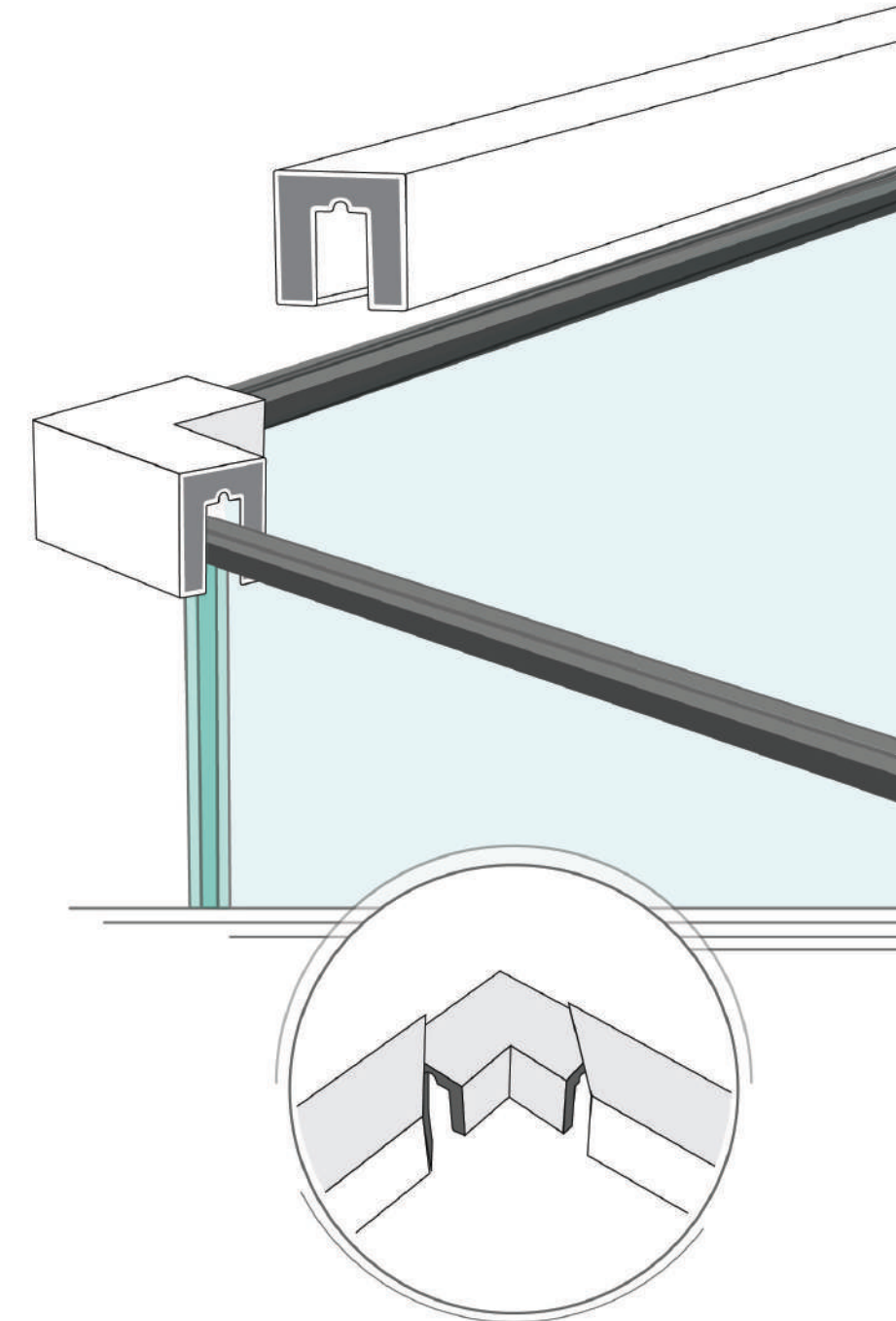

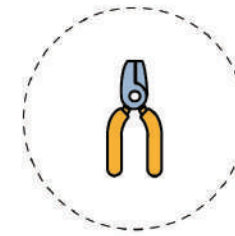
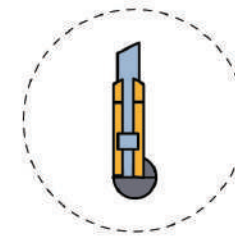






# QUALITY IS A REFLECTION OF YOU.

Safety. Quality. Excellence.


High Performance.  
High Quality.



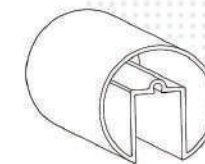


# HANDRAIL & ACCESSORIES

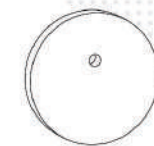
Safety. Quality. Excellence.



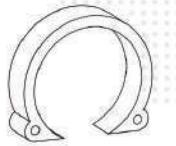
DRA-50-HR



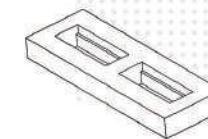
DRA-50-EC




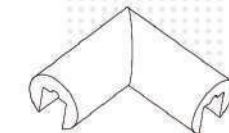
DRA-50-WC



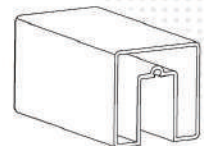
DRA-50-DS



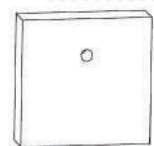
DRA-50-90°ELBOW



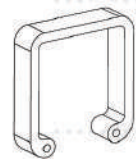
DRA-50x50-HR



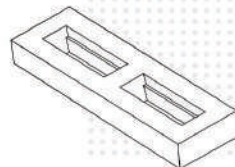
DRA-50x50-EC




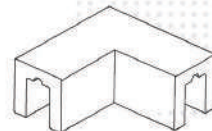
DRA-50x50-WC



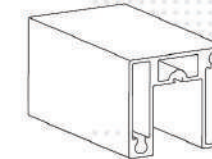
DRA-50x50-DS



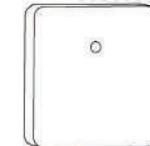
DRA-50x50-90°ELBOW



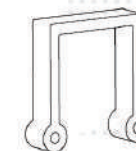
DRA-40x40-HR



DRA-40x40-EC



DRA-40x40-WC



DRA-40x40-90°ELBOW

